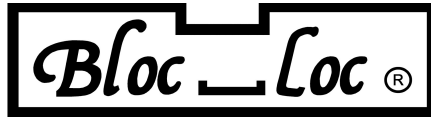


2022 Catalog





Shipping

UPS or USPS FLAT RATE SHIPPING

Free shipping on US orders over \$100 and half-off shipping on international orders

Same day shipping with most orders

Requirements for Wholesale Accounts

- Must be a quilting/sewing related business.
- Located in a commercial structure (brick & mortar store)
- Have posted hours of operation and is open to the public.
- Must have a valid resale license
(except for Delaware, Montana, New Hampshire and Oregon)
- May also sell on your own website
- Cannot sell on third-party platforms such as Etsy, Ebay, Walmart, or Amazon**

Bloc Loc Rewards Program

Qualified stores instantly receive savings on orders over \$200.00.

Tier	Amount of Wholesale Purchase	Percentage Discount	Instant Savings of
1	\$200.00 to \$499.00	3%	\$6.00 to \$14.97
2	\$500.00 to \$749.00	5%	\$25.00 to \$37.45
3	\$750.00 to \$999.99	7.5%	\$56.25 to \$74.92
4	\$1,000.00 to \$1,249.00	10%	\$100.00 to \$124.90
5	\$1,250.00 to \$1,499.00	12.5%	\$156.00 to \$187.37

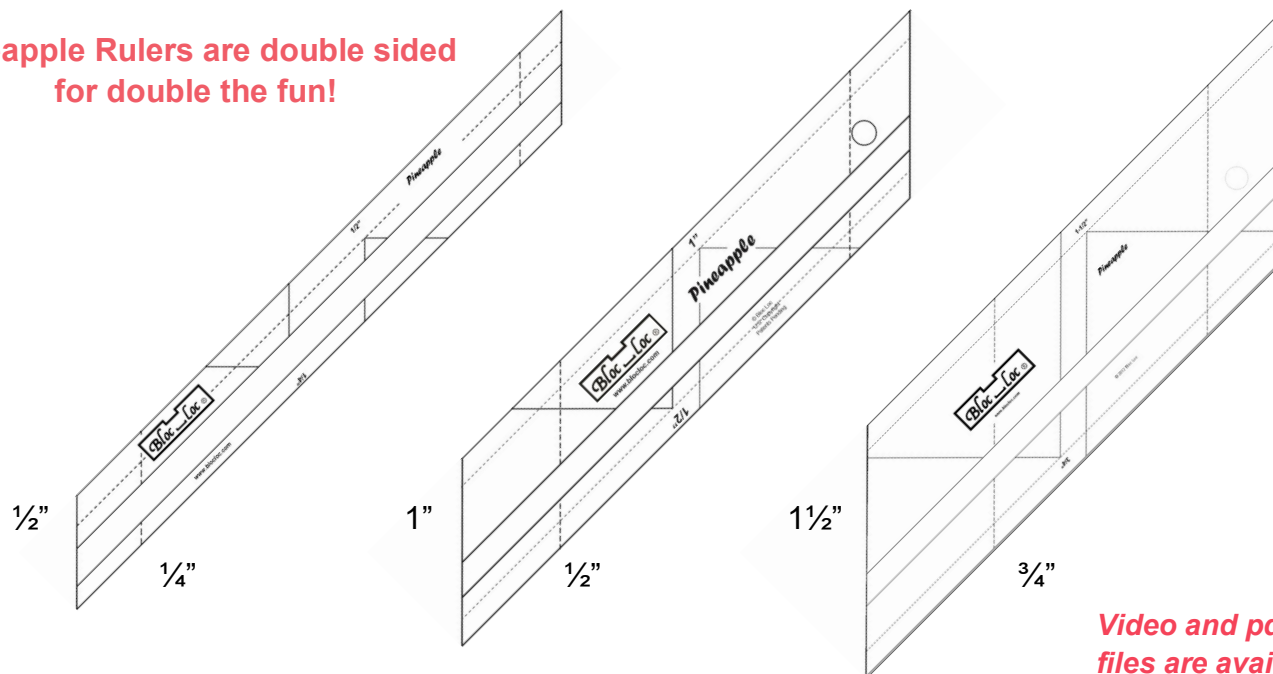
Requirements for E-Commerce Accounts

- Must be a quilting/sewing related business
- Located in a commercial structure.
- Home-based businesses are not permitted**
- Cannot sell Bloc Loc to any third party platform except for your own website.**

We take Master Card and Visa only and do not offer credit accounts or consignments.

Pineapple Rulers

Pineapple Rulers are double sided for double the fun!



Video and pdf files are available at blocloc.com

Sizes Available:

PN 1/4" & 1/2"
Finished Width

PN 1/2" & 1"
Finished Width

PN 3/4" & 1 1/2"
Finished Width

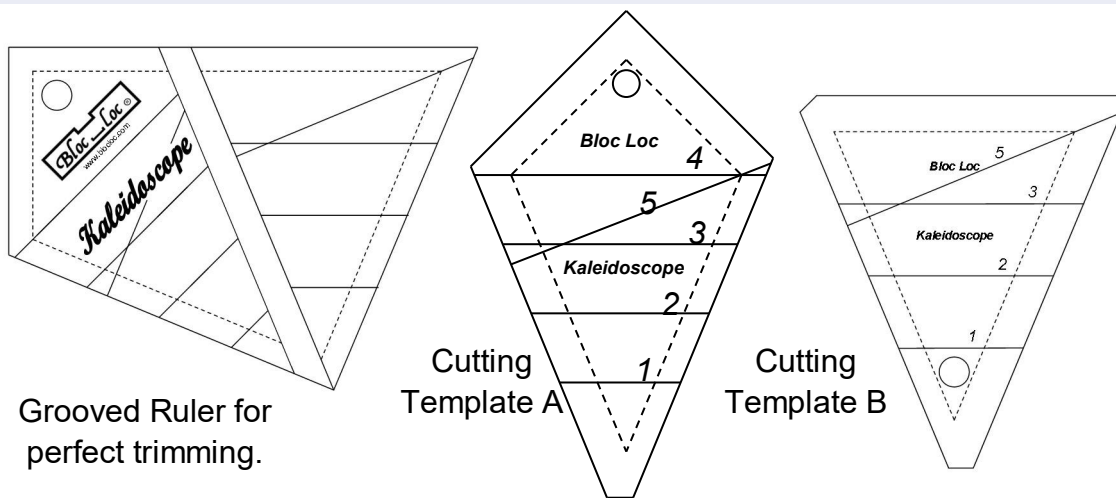


Janna's Pineapple quilt uses 1/4" & 1" strips! The center of each block is a 6" Kaleidoscope and the blocks are 21".

Look at all our Pineapple Ruler will do!

- Make any size block.
- Start with any size center square.
- Start with a block and then add pineapple strips.
- Use a combination or all strip widths on the same block.
- Use the ruler to add a sewn in flange (easier than the folded) to your quilts.
- Add skinny sashing to your quilts.

Kaleidoscope Ruler Sets



Grooved Ruler for perfect trimming.

Cutting Template A

Cutting Template B

Watch over 45 minutes of video showing how to make Spider-web, Pinwheel and many other types of Kaleidoscope blocks using the ruler and strip sets. Easy!


Sizes Available:

3" Ruler Set (makes a 3" x 3" finished and 3 1/2" x 3 1/2" unfinished block)

4" Ruler Set (makes a 4" x 4" finished and 4 1/2" x 4 1/2" unfinished block)

6" Ruler Set (makes a 6" x 6" finished and 6 1/2" x 6 1/2" unfinished block)

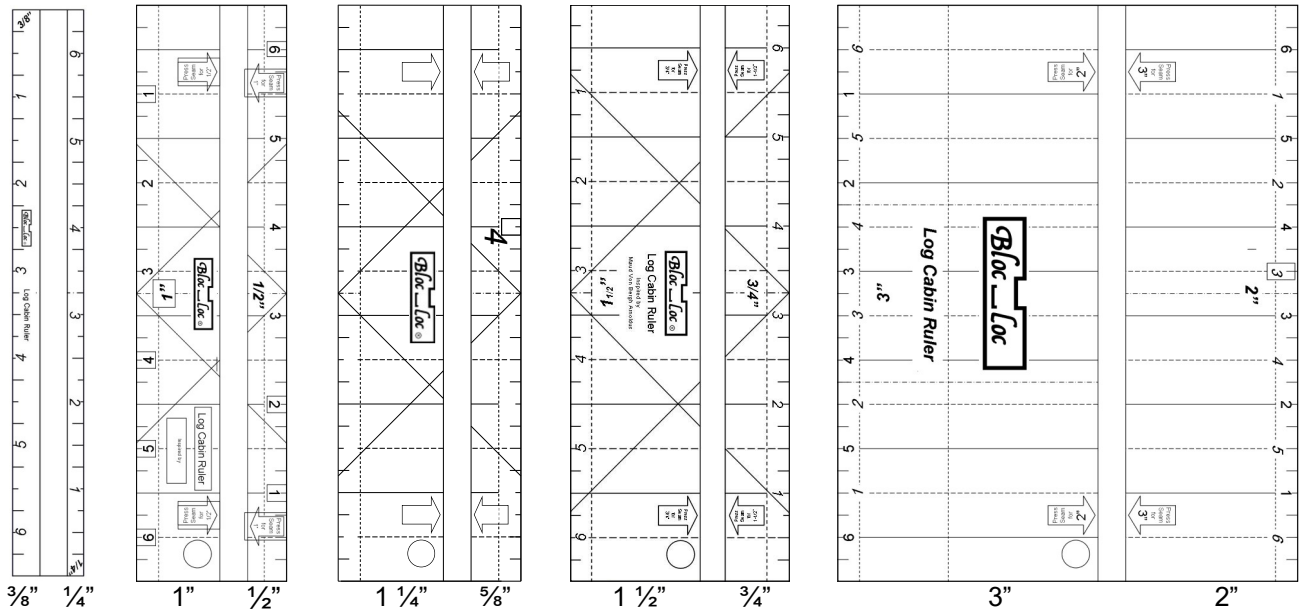
8" Ruler Set (makes a 8" x 8" finished and 8 1/2" x 8 1/2" unfinished block)



Companion Book

Kaleidoscope Heaven book has over 50 blocks, 5 complete patterns and over 45 minutes of instructional videos at blocloc.com!

Log Cabin Rulers




Sizes Available:

LC 1/4" & 3/8"
LC 1/2" & 1"

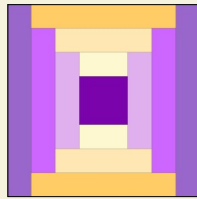
LC 5/8" & 1 1/4"
LC 3/4" & 1 1/2"

LC 2" & 3"

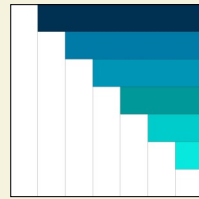
Happy Dance is a free pattern with video at blocloc.com



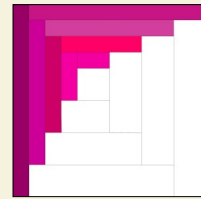
Make any size block




Make Courthouse Step blocks




Make Quarter log cabin blocks




Each ruler will make curved log cabin blocks



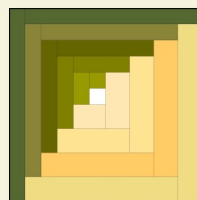
Insert sewn in flange to pillowcases & quilts or add skinny sashing




Center square can be any size



Easily add log cabin strips to any block

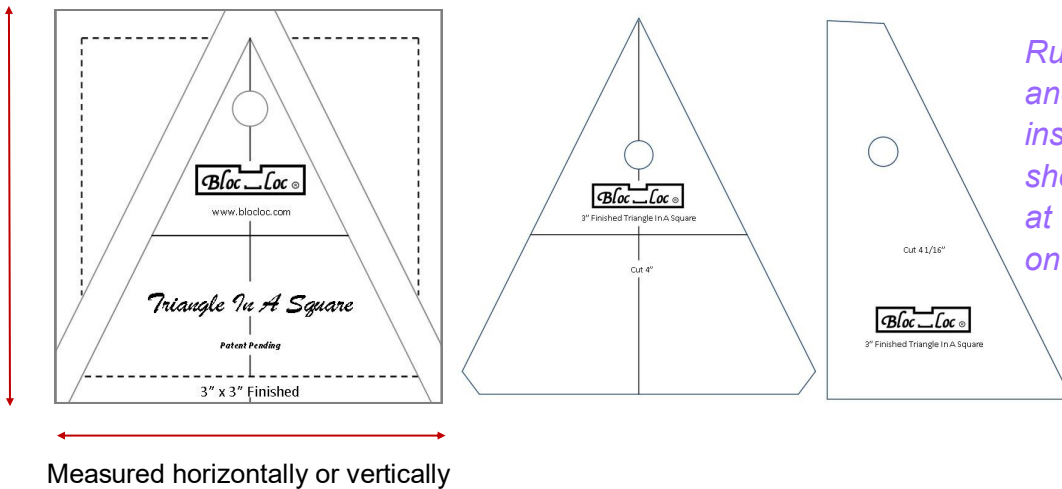


Add strips from 2 different log cabin rulers



Start with a rectangle

Triangle In A Square Sets



Ruler video instructions and pdf file with illustrated instructions are available to shops anytime by visiting us at www.blocloc.com and click on the pdf file page.

Sizes Available:

TIS 1 1/2" x 1 1/2" (Trims to 2" x 2")


TIS 4" x 4" (Trims to 4 1/2" x 4 1/2")

TIS 2" x 2" (Trims to 2 1/2" x 2 1/2")

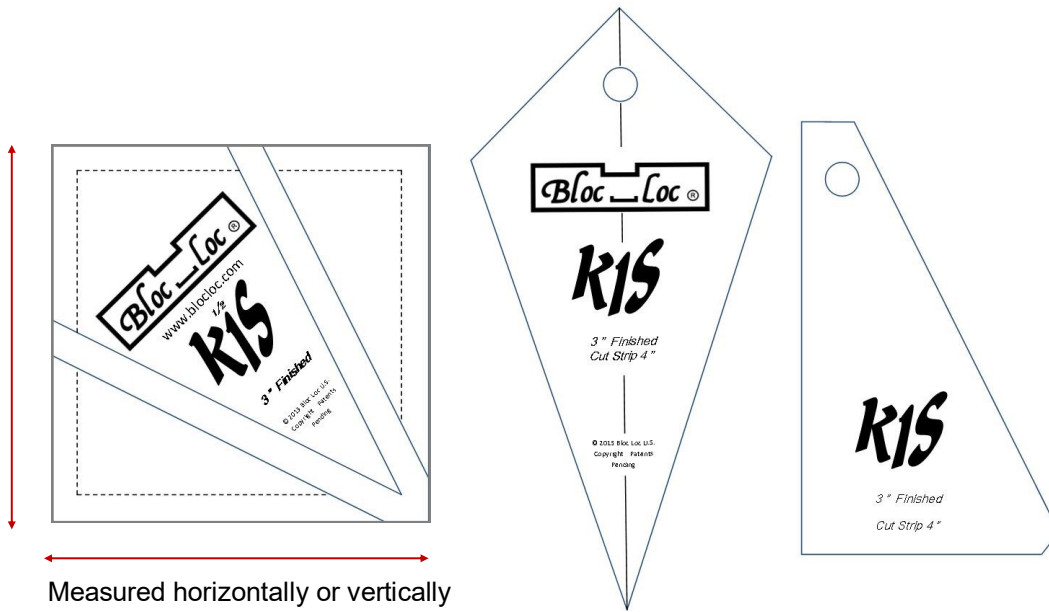
TIS 6" x 6" (Trims to 6 1/2" x 6 1/2")

TIS 3" x 3" (Trims to 3 1/2" x 3 1/2")

Companion Books



Kite in a Square Sets



Ruler video instructions and pdf file with illustrated instructions are available to shops anytime by visiting us at www.blocloc.com and click on the pdf file page.

Sizes Available:

KIS 1"x 1" (Trims to 1 1/2" x 1 1/2")

KIS 2"x 2" (Trims to 2 1/2" x 2 1/2")

KIS 3"x 3" (Trims to 3 1/2" x 3 1/2")

KIS 4"x 4" (Trims to 4 1/2" x 4 1/2")

KIS 5"x 5" (Trims to 5 1/2" x 5 1/2")

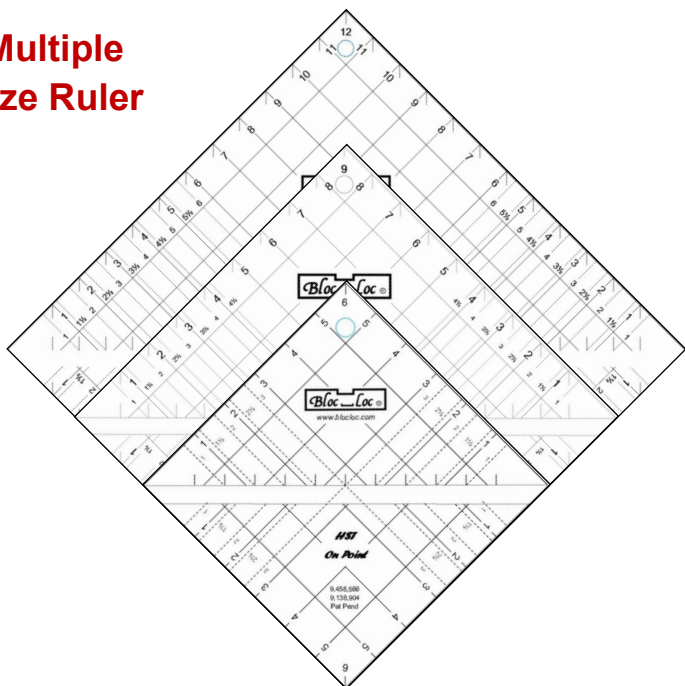
KIS 6"x 6" (Trims to 6 1/2" x 6 1/2")

Companion Books



Half-Square Triangle **ON-POINT** Ruler

**Multiple
Size Ruler**



Three Sizes to Chose From


6" x 6" finished

9" x 9" finished

12" x 12" finished

**All rulers are multiple sized
and can trim from 1" to the full
size of the ruler!**

← Measured Diagonally →




The pdf file for this ruler is 16 pages long and gives instructions for all types of on-point units with cutting instructions in multiple sizes.

These blocks are examples of straight-set blocks with on-point units, as in square in a square.

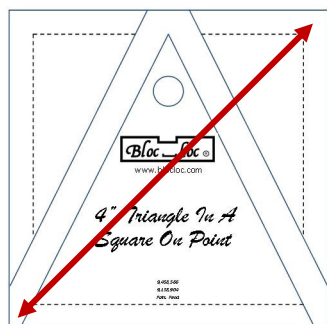
You must use an on-point ruler if you want the blocks to be a normal size (such as 9" or 12") when completed.

If a normal ruler is used, then the blocks will be an odd size, such as 11 3/8, or 13 1/16. Any odd size block can be a problem if you want to add sashing or a border.

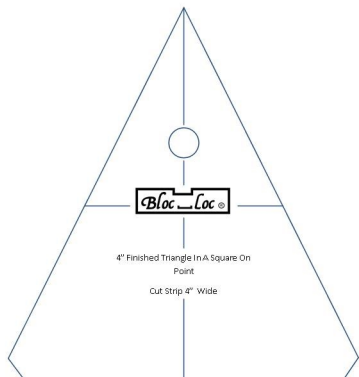
Our On-Point series of rulers are made to cut the sizes needed for the job. The HSTOP rulers will cut and trim all the units shown above in multiple sizes.



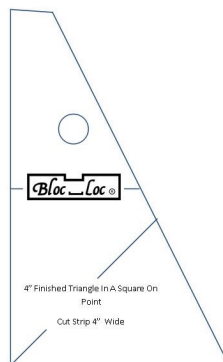
Triangle In A Square—*On Point*



Grooved Ruler is **measured diagonally corner to corner**



Center Triangle
Oversized
Cutting Template



Side Triangle
Oversized
Cutting Template

Sizes* Available:

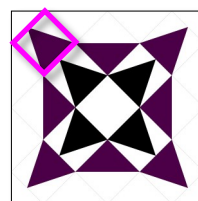
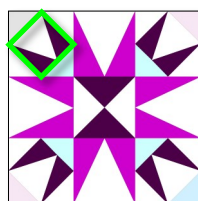
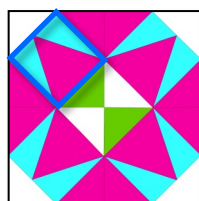

TIS-OP 1" x 1"

TIS-OP 2" x 2"

TIS-OP 3" x 3"


TIS-OP 4" x 4"

TIS-OP 6" x 6"

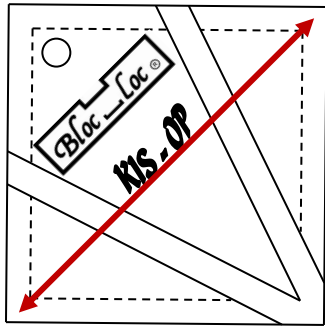


Examples of a straight-set blocks with "on-point" TIS units.

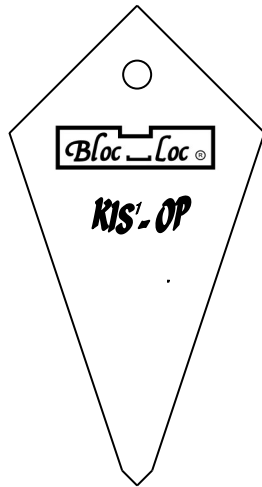
Companion Books



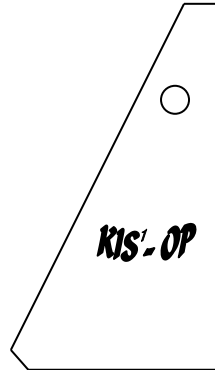
Kite In A Square—*On Point*



Grooved Ruler is measured diagonally corner to corner



Center Kite
Oversized
Cutting Template



Side Triangle
Oversized
Cutting Template


Sizes Available:

KIS-OP 2" x 2"

KIS-OP 3" x 3"

KIS-OP 4" x 4"


KIS-OP 6" x 6"



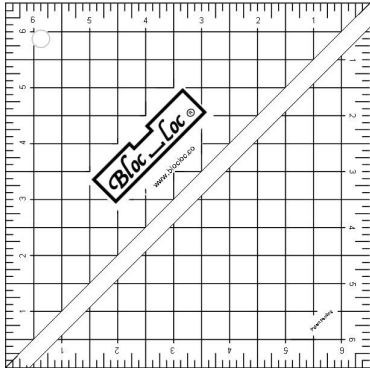
Examples of a straight-set blocks with "on-point" TIS units.

Find the pdf file for this ruler on our website at www.blocloc.com. There is also video for this under the video instructions page.

Companion Book



Half-Square Triangle Rulers



- Multiple sized rulers
- Trims in 1/8" increments
- Straightens seam prior to trimming
- Works without a turning mat
- Trims 90% faster than a flat ruler
- Trims over 12 different types of units

Sets

HST SET #1: (1 1/2", 2 1/2", 3 1/2", 4 1/2", 5 1/2", 6 1/2")

HST SET #2: (2 1/2", 4 1/2", 6 1/2")

HST SET #3: (1 1/2", 3 1/2", 5 1/2")

HST SET #4: (1 1/2", 2 1/2", 3 1/2")

HST SET #5: (4 1/2", 5 1/2", 6 1/2")

HST SET #6: (2 1/2", 4 1/2")

HST SET #7: (3 1/2", 6 1/2", 9 1/2")

Individual Sizes:

HST 1 1/2" x 1 1/2"

HST 2 1/2" x 2 1/2"

HST 3 1/2" x 3 1/2"

HST 4 1/2" x 4 1/2"


HST 5 1/2" x 5 1/2"

HST 6 1/2" x 6 1/2"

HST 8 1/2" x 8 1/2"

HST 9 1/2" x 9 1/2"

HST 12 1/2" x 12 1/2"



HST rulers trim a wide variety of units, from y-blocks, LeMoyne Star units, quarter-square triangles, birds in the air and even Hidden Triangles!

Flying Geese Rulers




FG (finished)	Trimmed Size
FG 1/2" x 1"	1 x 1 1/2"
FG 5/8" x 1 1/4"	1 1/8" x 1 3/4"
FG 3/4" x 1 1/2"	1 1/4" x 2"
FG 7/8" x 1 3/4"	1 3/8" x 2 1/4"
FG 1" x 2"	1 1/2" x 2 1/2"
FG 1 1/4" x 2 1/2"	1 3/4" x 3"
FG 1 3/8" x 2 3/4"	1 7/8" x 3 1/4"
FG 1 1/2" x 3"	2" x 3 1/2"
FG 1 3/4" x 3 1/2"	2 1/4" x 4"
FG 1 7/8" x 3 3/4"	2 3/8" x 4 1/4"
FG 2" x 4"	2 1/2" x 4 1/2"
FG 2 1/2" x 5"	3" x 5 1/2"
FG 3" x 6"	3 1/2" x 6 1/2"
FG 4" x 8"	4 1/2" x 8 1/2"
FG 5" x 10"	5 1/2" x 10 1/2"
FG 6" x 12"	6 1/2" x 12 1/2"

Visit our video instruction page for tutorials on how to trim with the FG rulers.

All FG rulers are packaged with written instructions for the Stitch & Flip Method and our website has the 4 at a Time Method.

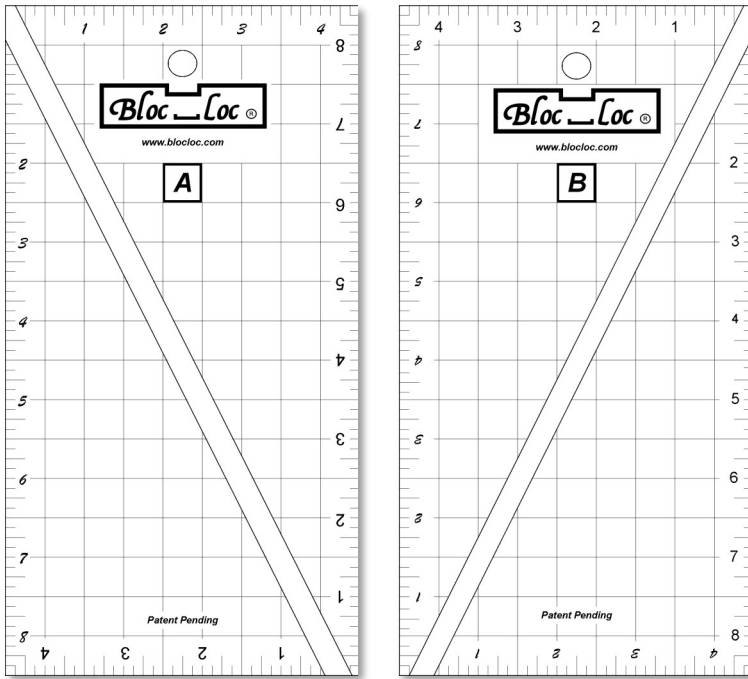
FG Sets

FG SET #1	1.5" x 3", 2" x 4", 3" x 6", 4" x 8"
FG SET #2	1.5" x 3", 2" x 4"
FG SET #3	2" x 4", 3" x 6"
FG SET #4	.75" x 1.5", 1" x 2"
FG SET #5	.875" x 1.75", 1.25" x 2.5"
FG SET #6	1" x 2", 1.5" x 3", 2" x 4"
FG SET #7	1.5" x 3", 2" x 4", 3" x 6"
FG SET #8	.5" x 1", 1" x 2"

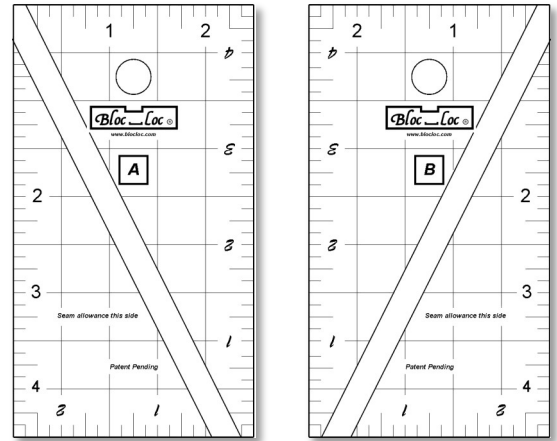


FG rulers will easily trim all these units!

Half-Rectangle Triangle 2:1 Ruler Sets



HRT 2:1 Large Set



HRT 2:1 Mini Set

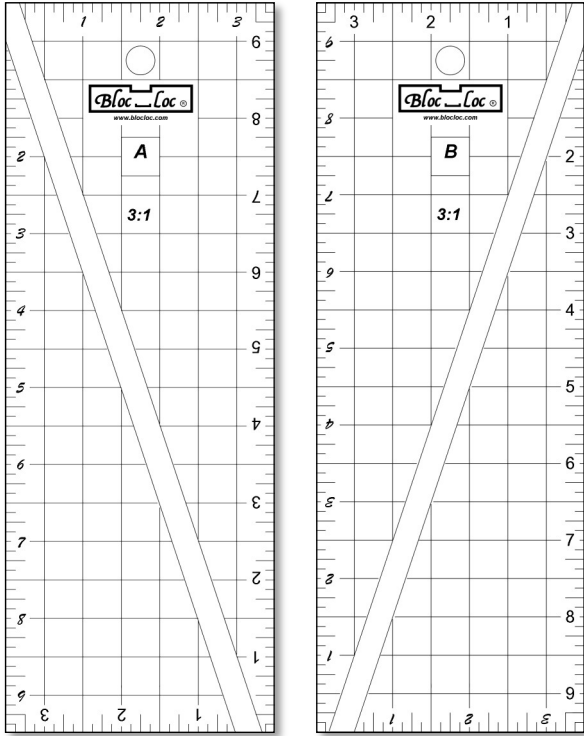
The 2:1 works with most pattern and it is generally the industry-standard ratio. Rulers are packaged with instructions between the rulers.

Find the pdf file for this ruler on our website at www.blocloc.com. There are also videos for this under the video instructions page.

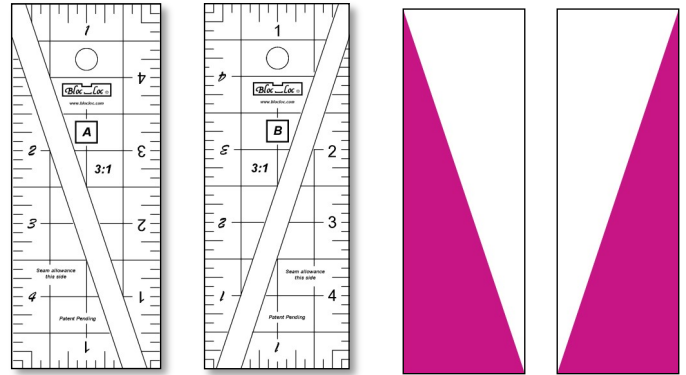
Companion Books & Patterns



Half-Rectangle Triangle 3:1 Ruler Sets

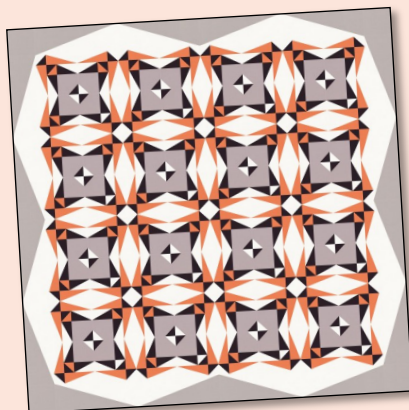


HRT 3:1 Large Ruler Set



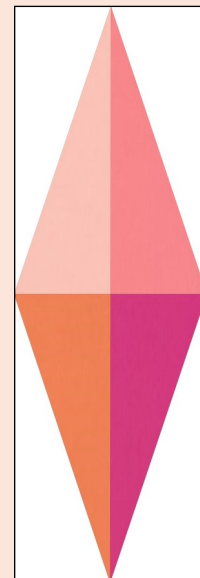

HRT 3:1 Mini Ruler Set

The HRT 3:1 sets are packaged with instructions between the rulers. A 3:1 ratio ruler is not standard in the quilting industry but the effect of the extreme angle is striking in a block.



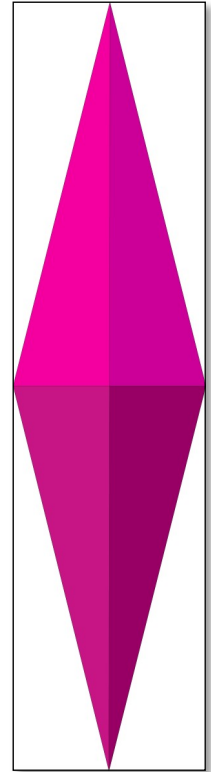

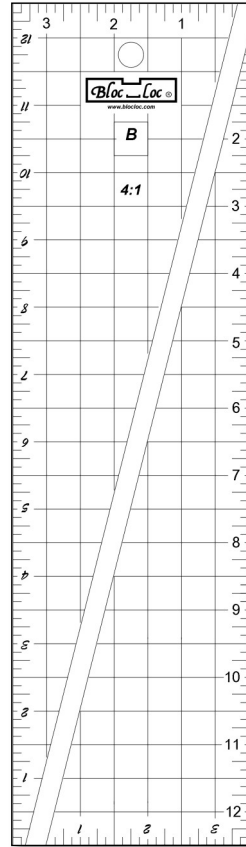
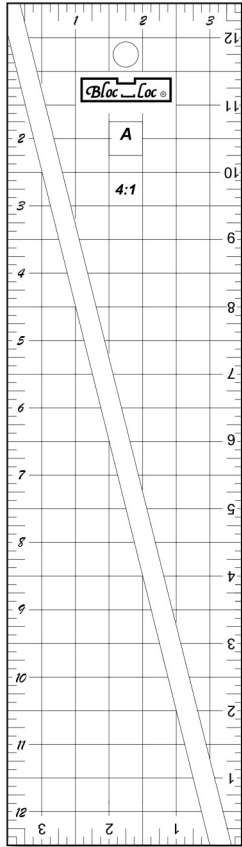
Quilt image has 3:1 HRT in block and border

Quilt image has 3:1 HRT in block and sashing.




3:1 Diamond block

Half-Rectangle Triangle 4:1 Ruler

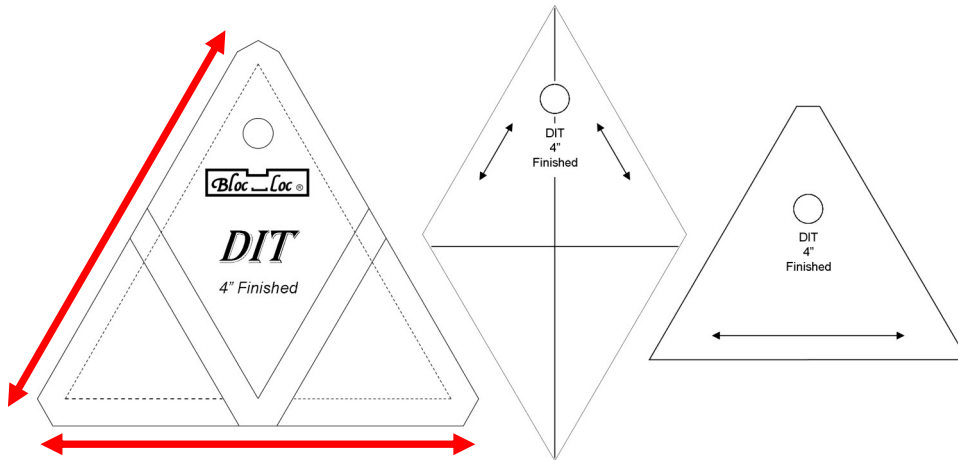


Ruler dimensions are 3 1/2" x 12 1/2" and instructions are packaged between them.



Both the HRT 4:1 and 3:1 sets work great for sashing and borders!

Diamond in a Triangle Ruler Sets



Sizes Available:

DIT 1" x 1"

DIT 2" x 2"







DIT 3" x 3"

DIT 4" x 4"

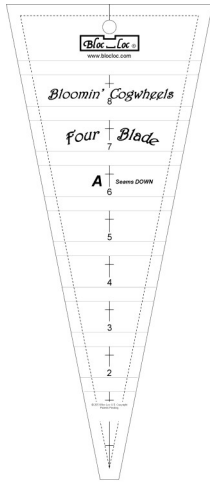
DIT 5" x 5"

DIT 6" x 6"

Find the pdf file for this ruler on our website at www.blocloc.com. There is also video for this under the video instructions page.



Bloomin' Cogwheel Ruler Sets

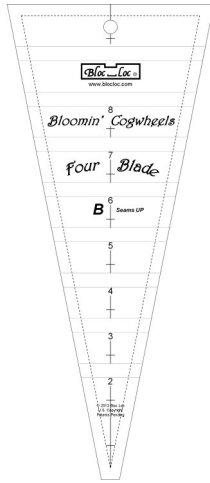


4 Blade

22.5 °

4 wedges per 1/4 circle

16 wedges per full circle

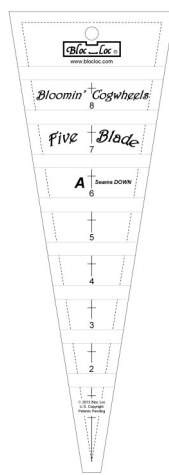


5 Blade

18 °

5 wedges per 1/4 circle

20 wedges per full circle

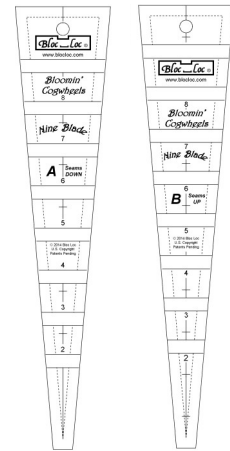
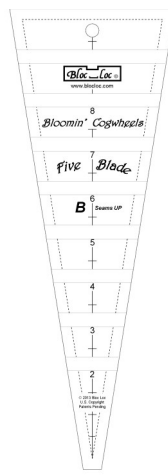


9 Blade


10 °

9 wedges per 1/4 circle

36 wedges per full circle

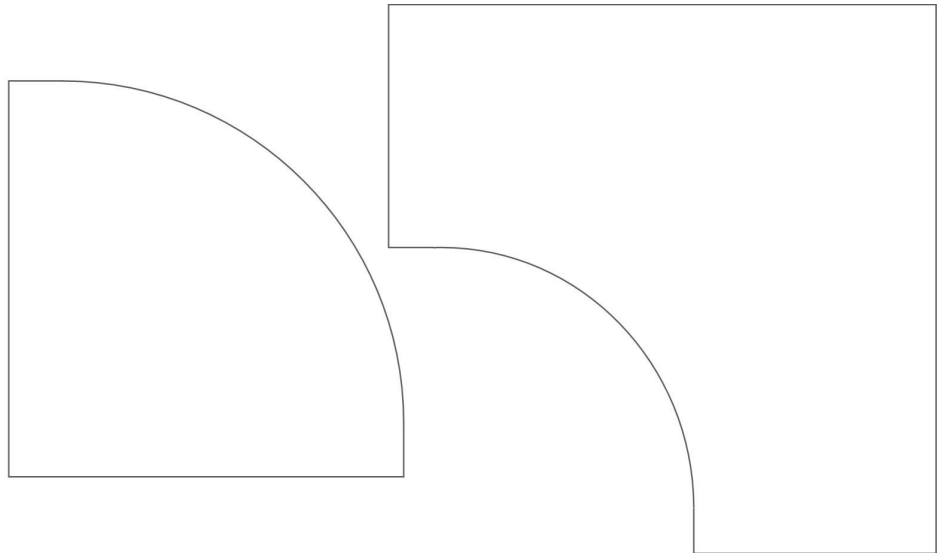
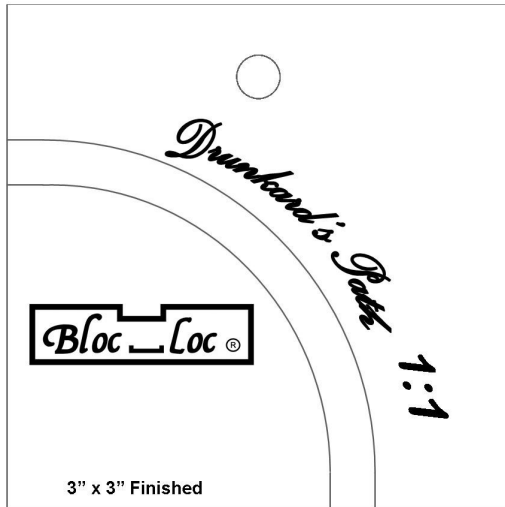


Bloomin' Cogwheels book & 4 Blade Ruler Set



Create stunning designs using strip sets and the ruler set!

Drunkard's Path Ruler Sets



Corner to curved seam is 2/3rd the distance (traditional shape).

Sizes Available

DP 3" x 3"

DP 6" x 6"

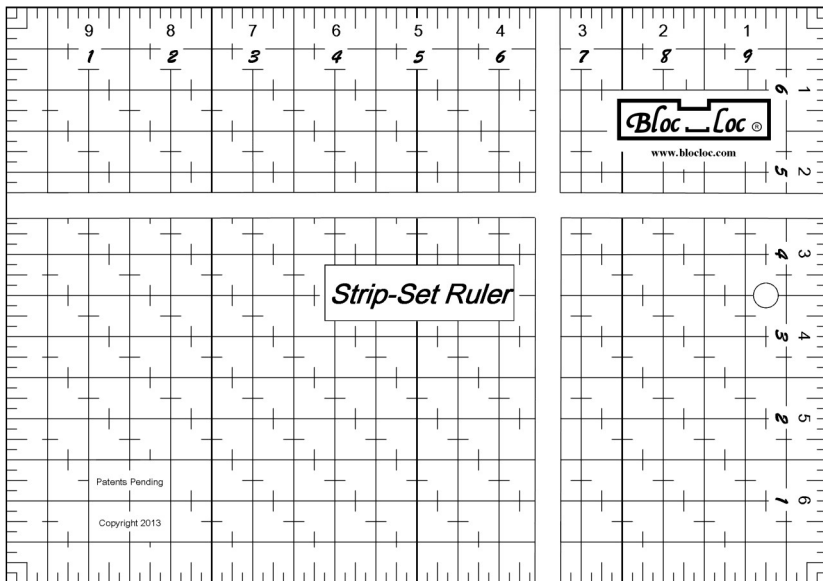
DP 4" x 4"

DP 8" x 8"






Bold Baubles pattern

Strip Set Ruler



10" x 7"

- Locks onto strip set seams so the sub-cuts are straight
- Straight sub-cuts sew into square blocks
- Multiple strips in strip sets become straight for sub-cutting
- bold lines every 2 1/2" for use with jelly roll strip sets
- Use the cross groove for strip sets up to 10" wide
- Works for 9 patch blocks and more



KIS ME!


- ◆ 12 projects with expanded illustrations
- ◆ New techniques
- ◆ Multiple-sized blocks
- ◆ Spirally bound
- ◆ 60 pages
- ◆ Fun & fast KIS & KISOP ruler sets



Northern Lights



Tulip Mania



Snowfall

TIS Amazing!

- 21 projects
- Multiple size blocks
- Special techniques shown in videos at blocloc.com
- Spiral binding
- 60 pages



Happy Jack

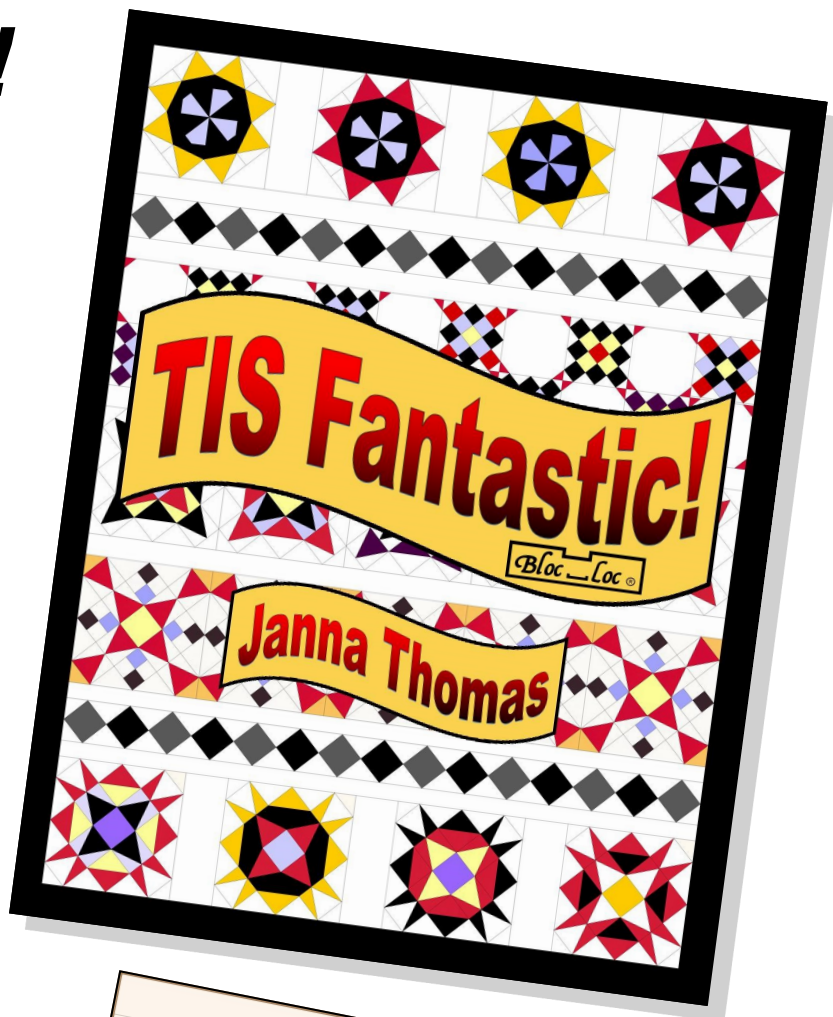


Magic Mariner's
Compass

Prairie Queen

TIS Fantastic!

- ◆ New techniques
- ◆ Multiple-sized blocks
 - ◆ Expanded directions!
 - ◆ 60 pages
- ◆ 10 projects with expanded illustrations
 - ◆ Spirally Bound



Knightly Dreams



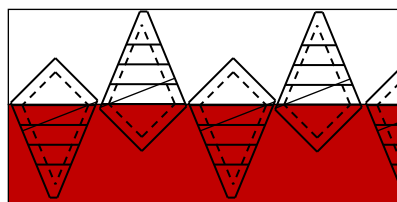

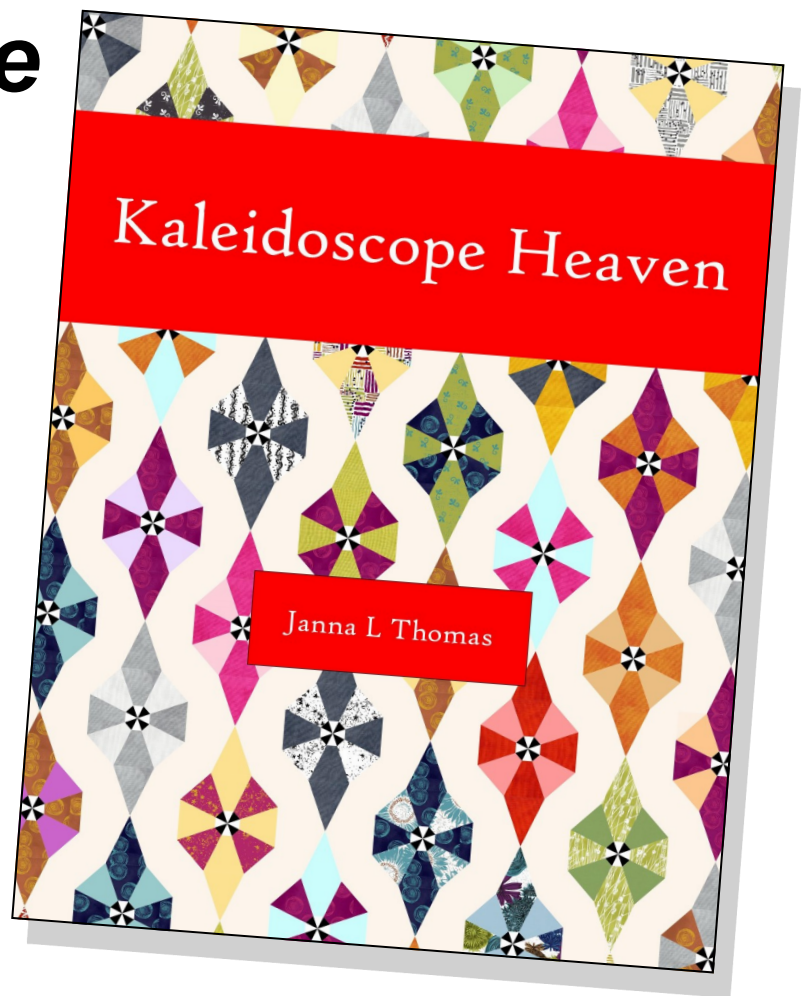
Poinsettia



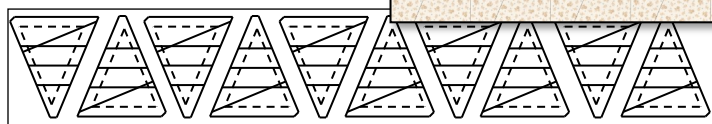
Indian Paintbrush

Kaleidoscope Heaven

- Over 50 different designs
- Easily made with strip sets
- Perfectly sharp center points
- Innovative ruler design reduces bulk in the center by half over kaleidoscope quilts made with KIS type rulers
- Spider-webs, V-blocks, Borders and more!
- Companion Video Tutorials —over 45 minutes of instruction
- Blocks can be made in 4 sizes
- Spirally bound



Strip Set for Template A



Strip for Template B

Border Bling

- Over 50 pieced borders in 6 different layout options
- Easy, speed pieced borders are made with strip sets
- Border blocks can be either 3", 4" or 5"
 - No math required
 - Yardage is included
- Multiple quilt/border sizes included
 - Simply follow a chart for all your information
- Borders can be matched to a wide variety of quilt center blocks that are 12" or 6"
 - 124 pages, perfect binding



Bagatelle border
blocks are 4" x 4"

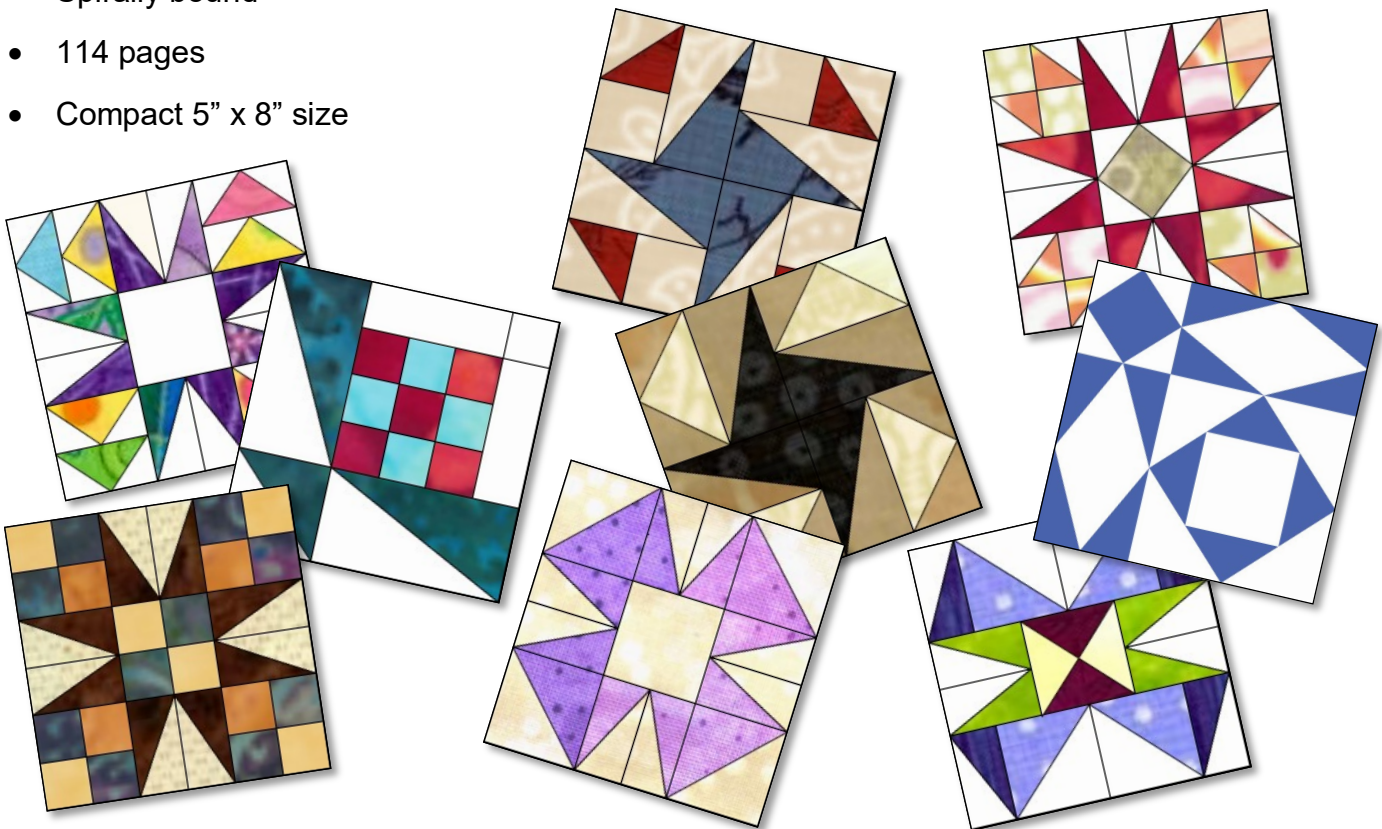


Rapunzel border
blocks are 3" x 3"

Weekend Princess
border blocks are 3" x 3"



The Block Maker I for Half-Rectangle Triangles

- Collection of over 50 blocks, listed in multiple sizes with cutting instructions and piecing diagrams
- Works with Bloc Loc Half-Rectangle Triangle Ruler sets and includes use of Flying Geese, Half-Square Triangles, Quarter-Square Triangles and Square in a Square units
- Quilt suggestions
- Basic fabric requirements given at blocloc.com
- Spirally bound
- 114 pages
- Compact 5" x 8" size

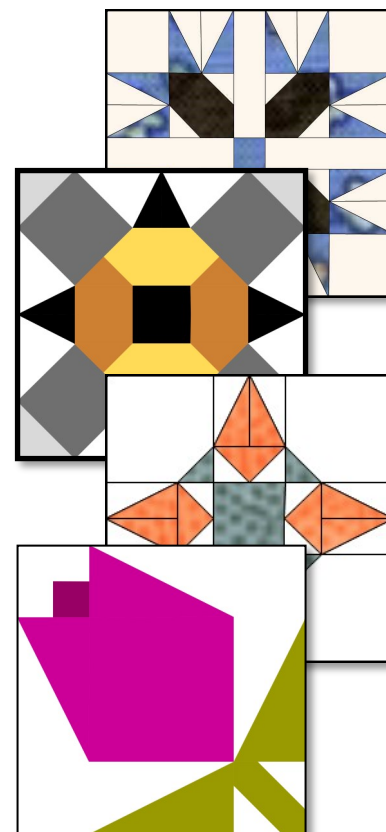


The Block Maker II for Half-Rectangle Triangles

- Collection of over 50 blocks, listed in multiple sizes with cutting instructions and piecing diagrams
- Bonus sashings with quilt suggestions
- Works with Bloc Loc Half-Rectangle Triangle Ruler sets and includes use of Flying Geese, Half-Square Triangles, Quarter-Square Triangles and Square in a Square units
- Quilt suggestions
- Basic fabric requirements given at blocloc.com
- Spirally bound
- 126 pages
- Compact 5" x 8" size



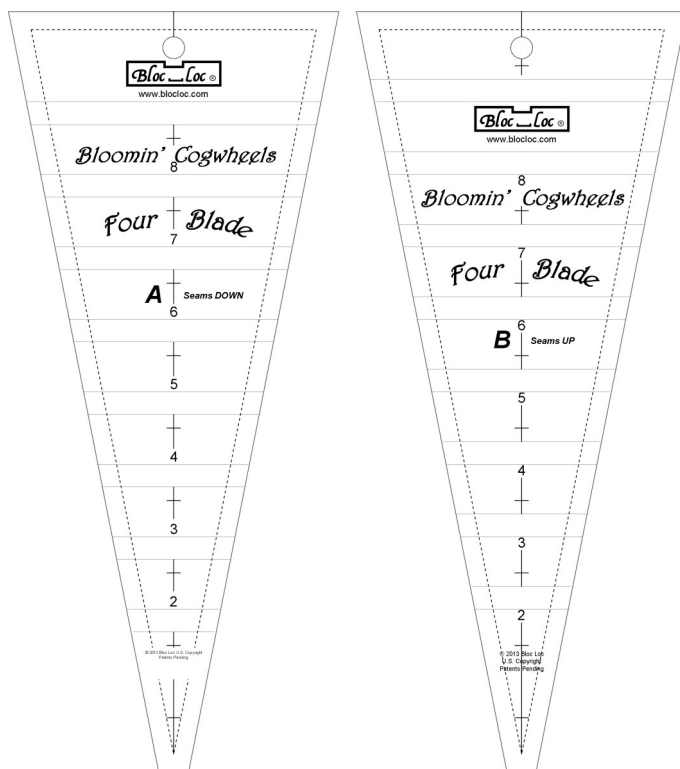
.....to this!



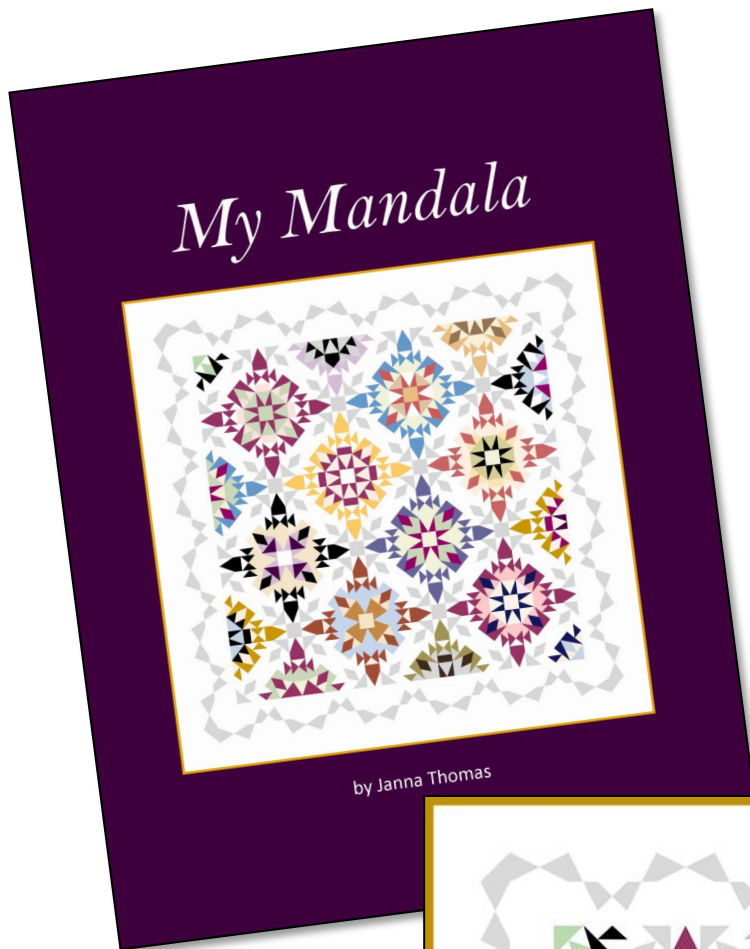
Learn how the addition of sashing can take a quilt from this.....

Bloomin' Cogwheels

- Over 40 pieced Dresden Plate designs using simple strip sets and the 22 1/2° multi-grooved wedge ruler set (included)
- Learn how to design your own
- Make different sizes of plates using the same ruler set
- Learn different ways to finish the inside and outside edges of your wedges
- Each strip set recipe makes one plate plus a mystery plate



My Mandala



This exquisite quilt pattern uses the following rulers;

6" TISOP

3" TIS

HSTOP 6" (best), OR HST 3 1/2"


CQP-2418

Skill level is intermediate to advanced



Queen size 97 1/2" x 92 1/2"

King size 106 1/2" x 106 1/2"



Magic Mariner's Compass

Pattern allows the quilter the choice of making either:

9" blocks using the 3" TIS and 3" KIS
(quilt size is 59 1/2" x 59 1/2")

or

12" blocks using the 4" TIS and 4" KIS
(quilt size is 74 1/2" x 74 1/2")

CQP-2417

Skill level: intermediate

Star Gazing

Quilt project is easily made using strip sets,
stitch and flip techniques
and the 6" KIS Ruler Set.

Block size is 12 1/2" x 12 1/2" completed and the
quilt measures 76" x 90"

CQP-2421

Skill level: Confident beginner





Star Fusion

Easy Version

Quilters asked for an easier way to make the original Star Fusion pattern and this is it!

Rulers: TIS 4" x 4"

TIS 2" x 2"


HST 3 1/2" or larger

Pattern is fully illustrated and in color.


Block size is 12 1/2" x 12 1/2" completed and the quilt measures 70" x 84"

CQP-2419


Skill level: Confident beginner




CQP-2421
TIS 1 1/2"
TIS 3"
KIS 3"



CQP-2412
HRT 2:1 MINI
KIS 3"



CQP-2410
STRIP SET
RULER (optional)




CQP-2411
HRT 2:1 MINI
HST 3 1/2" +




CQP-2419
TIS 2"
TIS 4"
HST 3 1/2" +




CQP-2416
HST




CQP-2403
FG 2 X 4




CQP-2404
FG 3 X 6




CQP-2402
HST 12 1/2"



CQP-2407
FG 2 X 4 and 4 x 8
HST 5 1/2"



CQP-2406
FG 1 1/2" x 3"
HST 2 1/2"



CQP-2417
TIS 3" or TIS 4"
KIS 3" or KIS 4"